

# KOMATSU



**GaLaBau 2018**

gardening, landscaping,  
greendesign.

A Komatsu publication for GaLaBau 2018  
12. - 15. September 2018 in Nuremberg, Germany



## Industry Solutions

# LANDSCAPING



# Mini-Excavators

Remarkably versatile, Komatsu's mini-excavators are compact, light, and powerful. Perfectly suited to landscaping work, these machines offer first-class comfort and controllability to the experienced and the novice operator alike. The latest Komatsu MR-5 mini-excavators are packed full of outstanding and improved features.



## First-Class Comfort

Cab or canopy, designed with the utmost attention to detail, the operator's environment ensures outstanding comfort, accessibility and visibility.

## Outstanding performance

Komatsu mini-excavators provide optimal power and digging speed in confined spaces while maintaining perfect control even during combined operations.

## Powerful and environmentally friendly

Powerful and fuel-efficient Komatsu engines combined with electronic control systems and auto deceleration and auto idle shutdown on the new MR-5 models help reduce both fuel consumption and environmental impact.



## Easy serviceability

In addition to the easy access to all daily inspection points, tilting canopies / cabs provide perfect access for larger maintenance jobs.

## Extremely robust

A number of particular technical solutions like cast swing supports, booms that house the hydraulic hoses, contribute to increased sturdiness.



## Flexibility

1 / 2 way auxiliary hydraulic circuits allow the use of a wide range of working tools such as a hammer, a clamshell bucket, an auger etc.



## Easy to transport

Most Komatsu mini-excavators can be moved on a small trailer, with a simple car driver's licence.



## Power tilt option

A perfect attachment for landscaping, e.g. for targeted material filling (available for PC16R-3HS, PC26MR-3 and PC35/55MR-5).

## Customization

With many configurations available, you can choose exactly the right machine for a specific job: long or short arm, canopy or cab, rubber or steel or road-liner shoes (for PC26MR-3).

## Variable undercarriages

For applications requiring maximum versatility in terms of size and stability, some Komatsu mini-excavators are also available with a hydraulic undercarriage extension.



## KOMTRAX

The Komatsu Wireless Monitoring System keeps you in touch with your machine or complete fleet 24/7.



# Midi-Excavators

Komatsu created midi-excavators as the perfect compromise between the compactness and manoeuvrability of mini-excavators and the power of larger earthmoving machines. Komatsu's crawler and wheeled midi-excavators are specifically designed to work in tight spaces and hard-to-reach areas. With special features and options, these multipurpose machines can be supplied in customised configurations, ideal for landscape contractors.



## Customization

A wide range of options are available to let customers perfectly match the machine to their landscaping needs.



## Total versatility

With standard hammer lines, second auxiliary circuits, adjustable oil flow settings and hydraulic quick-coupler lines (standard on PC80MR-5 and PW118MR-11) any landscaping attachment can be fitted to a Komatsu midi-excavator.

## Work in tight spaces

The short-tail Komatsu midi-excavators deliver optimal power and digging speed, even in confined spaces where traditional machines can't work.



## Undercarriage (wheeled)

Komatsu's wheeled midi-excavators offer 4-wheel steering with 3 steering modes for outstanding manoeuvrability. Different blade and outrigger combinations are available and are actuated by switches on the control joysticks.



### First-Class Comfort

In the wide Komatsu cab, a high-back suspension seat with fully adjustable armrests is the centre of a comfortable and low-fatigue working environment.

### Powerful and environmentally friendly

Powerful and fuel-efficient Komatsu engines, a fuel-saving hydraulic technology, 6 working modes and auto-deceleration and eco-gauge help reduce both fuel consumption and environmental impact.

### Excellent controllability

The Closed Load Sensing System (CLSS) ensures unbeatable speed and control to all combined movements, while proportional control on joystick for auxiliary circuits offers excellent controllability of any attachment.



### Easy maintenance

Komatsu machines are designed with an easy access to all service points. The Equipment Management and Monitoring System monitors all systems and indicates when the oil or the filters must be replaced.



### Undercarriage (tracked)

Steel, rubber or road-liner shoes are available, along with blades in different sizes.



### KomVision surround view system

On some models, KomVision machine visibility gives the operator a constant clear view of the safety zone around the machine.



# Compact Wheel Loaders

Easy to work with, for any operator, Komatsu compact wheel loaders fully meet customers' needs. User-friendly, they are at home in confined spaces and handy for moving material on any landscaping job site. With a broad choice of attachments, a comfortable seat and a great view you'll enjoy working at the controls of a Komatsu compact wheel loader, and feel at home on any job site.



## Total versatility

With the hydraulic quick-coupler and a wide range of attachments, these machines are extremely versatile.

## Perfect visibility

Doors with large glass surfaces and the standard heated rear window further improve a great all-round visibility.

## Easy Fork (EF) kinematic

When working with Komatsu pallet forks, the operator can rely on Easy Fork (EF) kinematic to transport loads parallel to the ground without readjusting the fork tines.



## Productive and safe

Highest payloads and tipping loads, superior breakout forces and a low centre of gravity make any job productive and safe.

## A wide choice of options

On uneven grounds the optional ECSS load stabiliser reduces shocks and increases productivity and comfort. The optional 100% differential lock axles can be activated for extra traction.





### First-class operator comfort

Maximum toughness and durability are the cornerstones of Komatsu machines.

### Easy operation

PPC multi-function lever includes a forward-neutral-reverse switch for quick and easy travel. Optional electronic control for 3rd spool (EPC) is available for the WA100M-8.



### Komatsu fuel-saving technology

Powerful and fuel-efficient Komatsu engines and highly efficient hydrostatic drivelines help reduce both fuel consumption and environmental impact.

### Trailer hitches (WA100M-8)

Ball-type, automatic or height-adjustable hitches are available, making the machine the perfect choice for moving trailers.



### Hydrostatic drive

The hydrostatic drive provides higher rimpull for faster acceleration and is extremely easy to operate.



### Easy maintenance

A wide opening engine hood, quick-access service side covers and a tilting cab provide perfect access.





# Skid Steer Loaders

Powerful, efficient, and user-friendly, Komatsu skid steer loaders display an impressive digging force and lifting capacity, and are perfectly suited for a large variety of landscaping jobs. Their Komatsu engine ensures low fuel consumption and exhausts emissions, with an easy access for maintenance. Just jump in and enjoy the ride. With a standard joystick and simple controls at your fingertips, you will find these machines as easy to operate as your own car.



## Compact dimensions

Extremely compact, agile and fast, Komatsu skid steer loaders perform best in small places.



## Vertical lift

The design of the vertical lift arm makes this model suited for loading and unloading operations, particularly with a pallet fork.

## Super Flow

An optional "Super Flow" hydraulic system, for using specialized attachments, provides extra power and flexibility.



## Multiple attachments

A very wide range of attachments for any kind of landscaping job is available, offering unparalleled versatility.

## Slow Speed Control (SSC)

The SSC option, with its simple and user-friendly continuous controller selector, always guarantees the efficient use of attachments such as a cold planer.

## Self-levelling bucket

A self-levelling bucket is one of the many standard features that make Komatsu skid steer loaders highly efficient in any application.





## First-class operator comfort

A spacious cab, a wide entrance, a comfortable seat and ergonomic controls provide a level of comfort that is unmatched in this class of machines.



## Safety first

ROPS-FOPS cabs, excellent dynamic stability and 360° visibility combine to give the operator complete confidence in any situation.

## Easy to use

PPC servo-controls, accelerator pedals and 2-speed transmissions make all Komatsu skid steer loaders easy to use.



## Automatic Power Control device (APC)

Thanks to the APC device, the operator can always use the engine's full capacity, with no waste of power or overloads.

## Safety sensors

A sophisticated system of sensors prevents unsafe machine movements by automatically braking on the transmission and inhibiting the PPC controls.

## Easy maintenance

Routine maintenance and check-ups can be performed by simply opening a rear bonnet. Tilting cabs provide perfect access for extra servicing.



# Short Tail Excavator PC138US-11

For landscaping jobs that require the power and productivity of a full-size excavator, the PC138US-11 is the perfect choice. It has a rounded profile with minimal protrusions at both the front and the rear. Its ultra-short tail swing radius is perfect for work in tight spaces, like landscaping in urban environments.



## 6 working modes

With 6 working modes available the PC138US-11 always delivers the power required with the lowest fuel usage.



## Safe operation in confined areas

With a short tail swing radius of 1,48 m and a short implement swing radius of 1,98 m the PC138US-11 operates in extremely narrow spaces.



## Attachment memory settings


Ten attachment memory settings are provided, with individually definable names. In combination with the standard-fit hydraulic quick-coupler power circuit, changing working style is quick and simple.

## A wide choice of options

With many options available – such as road-liner track shoes or a dozer blade – you can configure the PC138US-11 to match specific demands for transport, working envelope or duty.







## First-Class Comfort

The Komatsu SpaceCab™ provides a safe, comfortable and low-fatigue working environment.

## Versatility

A standard fit additional hydraulic circuit, controlled by a sliding joystick push button gives the PC138US-11 excellent versatility.




## Komatsu fuel-saving technology

Enhanced engine management, variable speed matching of engine and hydraulic pumps, adjustable idle shutdown, Eco-gauge, Eco guidance and many other devices help to keep fuel consumption at a minimum.

## KomVision surround view system

KomVision machine visibility gives the operator a constant clear view of the safety zone around the machine.



## Higher productivity


The PC138US-11 features a powerful Komatsu EU Stage IV engine, Komatsu's Closed Center Load Sensing (CLSS) hydraulic system to provide a fast response and unrivalled productivity.

## Easy maintenance

Inspection and maintenance points are within easy access.



# Landscaping Model Range



## Mini-excavators

Model	Engine power (ISO 14396)			Operating weight kg	Max. digging depth mm	Bucket capacity m <sup>3</sup>
	kW	HP	PS			
PC09-1	6,8	9,1	9,2	880 - 1.080	1.465	0,016 - 0,025
PC14R-3	11,6	15,6	15,8	1.440 - 1.800	2.000 - 2.250	0,03 - 0,06
PC16R-3	11,6	15,6	15,8	1.570 - 1.920	2.180 - 2.410	0,03 - 0,06
PC18MR-3	11,6	15,6	15,8	1.840 - 2.070	2.160 - 2.410	0,03 - 0,06
PC22MR-3	15,7	21,1	21,3	2.250 - 2.550	2.280 - 2.580	0,035 - 0,085
PC26MR-3	15,7	21,1	21,3	2.550 - 2.800	2.470 - 2.720	0,035 - 0,085
PC30MR-5	18,2	24,4	24,7	3.140 - 3.400	2.760 - 3.130	0,03 - 0,10
PC35MR-5	18,2	24,4	24,7	3.575 - 3.835	3.110 - 3.455	0,04 - 0,12
PC45MR-5M0	29,5	39,6	40,1	4.595 - 5.020	3.300 - 3.705	0,055 - 0,16
PC55MR-5M0	29,5	39,6	40,1	5.160 - 5.350	3.770 - 4.130	0,055 - 0,18

## Midi-excavators

Model	Engine power (ISO 14396)			Operating weight kg	Max. digging depth mm	Bucket capacity m <sup>3</sup>
	kW	HP	PS			
PC78US-10	42,8	57,0	58,1	6.945 - 7.535	4.100 - 4.710	0,090 - 0,340
PC80MR-5	46,2	62,0	62,8	8.000 - 8.100	3.975 - 4.335	0,012 - 0,270
PC88MR-10	50,7	68,0	68,9	8.500 - 9.130	4.160 - 4.675	0,090 - 0,340
PW98MR-10	50,7	68,0	68,9	9.800 - 10.500	4.055 - 4.305	0,077 - 0,282
PW118MR-11	72,6	97,3	98,7	12.880 - 13.900	4.180 - 4.330	0,093 - 0,400

## Compact wheel loaders

Model	Engine power (ISO 14396)			Operating weight kg	Bucket capacity m <sup>3</sup>
	kW	HP	PS		
WA70-7	36,9	49,5	50,2	5.035 - 5.380	0,75 - 1,25
WA80M-7	52,0	69,7	70,7	5.485 - 5.990	0,80 - 1,25
WA100M-8	69,8	93,6	94,9	6.925 - 7.230	1,05 - 1,80

## Short tail excavators

Model	Engine power (ISO 14396)			Operating weight kg	Bucket capacity max. m <sup>3</sup>
	kW	HP	PS		
PC138US-11	72,6	97,3	98,7	13.880 - 14.820	0,72

## Skid steer loaders

Model	Engine power (ISO 14396)			Operating weight kg	Payload kg	Breakout force daN	Bucket capacity m <sup>3</sup>
	kW	HP	PS				
SK510-5	23,9	32,1	32,5	1.855	455	1.250	0,23
SK714-5	34,9	46,8	47,5	2.530	650	1.716	0,35
SK815-5	36,2	48,5	49,1	2.890	700	1.716	0,40
SK820-5	36,2	48,5	49,1	3.080	900	1.867	0,40

Your Komatsu partner:

# KOMATSU

**Komatsu Europe International N.V.**  
 Mechelsesteenweg 586  
 B-1800 VILVOORDE (BELGIUM)  
 Tel. +32-2-255 24 11  
 Fax +32-2-252 19 81  
[www.komatsu.eu](http://www.komatsu.eu)

EENSB10000 08/2017

**KOMATSU** is a trademark of Komatsu Ltd. Japan.

Printed in Europe – This specification sheet may contain attachments and optional equipment that are not available in your area. Please consult your local Komatsu distributor for those items you may require. Materials and specifications are subject to change without notice.