

KOMATSU

HD465-10 HD605-10



Off-highway truck

Engine power
610 kW / 818 HP @ 2000 rpm

Nominal payload
HD465-10: 55.5 metric tons
HD605-10: 64.1 metric tons

Body capacity, heaped
HD465-10: 37.1 m³
HD605-10: 43.0 m³

HD465/605-10



Engine power

610 kW / 818 HP @ 2000 rpm

Nominal payload

**HD465-10: 55.5 metric tons
HD605-10: 64.1 metric tons**

Body capacity, heaped

**HD465-10: 37.1 m³
HD605-10: 43.0 m³**

Improved productivity and efficiency

Powerful and environmentally friendly

- Fuel efficient high performance Komatsu SAA6D170E-7 engine (upgraded)
- NEW** • Enlarged high efficiency cooling with closed loop system
- NEW** • Selectable operating modes with new fuel saving features
- Adjustable auto idle shutdown

Reliability & maintenance

- Hydraulically driven, reversible cooling fan
- Modular radiator core system
- High power density axle
- Centralised greasing points
- Centralised arrangement of filters
- NEW** • Maintenance-free battery
- NEW** • Plastic wheel chocks
- NEW** • Komatsu oil and wear analysis (KOWA) sampling ports

Safety first

- NEW** • Full LED lights
- NEW** • Brake performance check guidance
- NEW** • 4-point seat belt (optional)
- NEW** • Seat belt reminder with external lamp
- NEW** • Drowsiness Detection System ready
- Starter & battery disconnect switch
- Komatsu SpaceCab™ – Built-in ROPS/FOPS
- NEW** • Machine lockout/tagout for maintenance
- ABS brakes (optional)
- Reverse camera
- NEW** • Compliance with full revision of the EN 474 earth-moving machinery standards

Maximised efficiency

- Komatsu Traction Control System (KTCS)
- Hydraulically controlled wet multiple-disc brakes and retarder in rear axle
- NEW** • Auto Retard Speed Control setting by load status (ARSC)
- K-ATOMiCS transmission with "Skip-Shift" function
- Payload meter (PLM)
- NEW** • 37.1 m³ and 43 m³ light weight dump body options
- NEW** • 10/10/20 payload policy

First-class comfort

- Ergonomically designed cab
- NEW** • Sun visor
- Heated and ventilated air suspension operator seat
- Low noise levels
- High resolution LCD colour monitor
- Hydro-pneumatic suspension with front A-arm structure
- Automatic suspension (option)
- NEW** • Waiting brake
- NEW** • Throttle lock
- NEW** • Hill start assist
- NEW** • Dump lights
- NEW** • Bluetooth radio

Komtrax Plus

- Komatsu Wireless Monitoring System
- Increased operational data and fuel savings
- NEW** • Road condition analysis (optional)



A maintenance program for Komatsu customers

Specifications

Engine

Model	Komatsu SAA6D170E-7
Type	Common rail direct injection, water-cooled, emissionised, turbocharged, after-cooled diesel
Engine power	
at rated engine speed	2000 rpm
ISO 14396	610 kW / 818 HP
ISO 9249 (net engine power)	590 kW / 791 HP
No. of cylinders	6
Bore × stroke	170 × 170 mm
Displacement	23.15 l
Air filter type	Double element type with monitor panel dust indicator and auto dust evacuator
Fuel	Diesel fuel, conforming to EN590 Class 2/ Grade D. Paraffinic fuel capability (HVO, GTL, BTL), conforming to EN 15940:2016

Transmission

Torque converter	3-elements, 1-stage, 2-phase
Transmission	Full-automatic, planetary type
Speed range	7 speeds forward and 1 reverse
Lock-up clutch	Wet, multiple-disc clutch
Forward	Torque converter drive in 1st and 2nd gear, direct drive in 1st lock-up and all higher gears
Reverse	Torque converter drive
Shift control	Electronic shift control with automatic clutch modulation in all gears
Max. travel speed	70 km/h

Steering system

Type	Full-hydraulic power steering with two double-acting cylinders
Supplementary steering	Automatically and manually controlled (meets ISO 5010 and SAE J1511)
Minimum turning radius, centre of front tyre	8.7 m
Max. steering angle (outside tyre)	39°

Service refill capacities

Fuel tank	800 l
Engine oil	80 l
Torque converter, transmission and retarder cooling	224 l
Differential	95 l
Final drives (Total)	42 l
Hydraulic system	149 l
Suspension (Total)	66.2 l

Cab

Complies with ISO 3471 ROPS (Roll-Over Protective Structure) and ISO 3449 level II FOPS (Falling Object Protection Structure) standards.

Suspension

Independent, hydro-pneumatic suspension cylinder with fixed throttle to dampen vibration	
Effective cylinder stroke	
Front suspension	303 mm
Rear axle oscillation	
Oil stopper	6.8°
Mechanical stopper	7.7°

Axles

Final drive type	Planetary gear
Rear axle	Full-floating
Ratios	
Differential	3.538
Planetary	4.737

Brakes

Brakes meet ISO 3450 standard.

Service brakes	
Front	Full-hydraulic control, caliper disc type
Rear	Full-hydraulic control, oil-cooled multiple-disc type
Parking brake	Spring applied, multiple-disc type
Retarder	Oil-cooled, multiple-disc rear brakes act as retarder
Retarder capacity (continuous)	802 kW / 1075 HP
Secondary brake	Manual pedal operation. When hydraulic pressure drops below the specified level, parking brake is automatically actuated.

Hydraulic system

Hoist cylinder	Twin, 2-stage telescopic type
Relief pressure	20.6 MPa (210 kg/cm ²)
Hoist time (at high idle)	11.5 s

Tyres

Standard tyres	24.00 R35
----------------	-----------

Environment

Engine emissions	Fully complies with EU Stage V exhaust emission regulations
Noise level, LpA operator ear	77 dB(A) (ISO 6396 dynamic test)
Vibration levels (EN 12096:1997)	
Hand/arm	≤ 2.5 m/s ² (uncertainty K = 1.22 m/s ²)
Body	≤ 0.5 m/s ² (uncertainty K = 0.17 m/s ²)
Contains fluorinated greenhouse gas HFC-134a (GWP 1430). Quantity of gas 1.2 kg; CO ₂ equivalent 1.72 t	

HD465-10

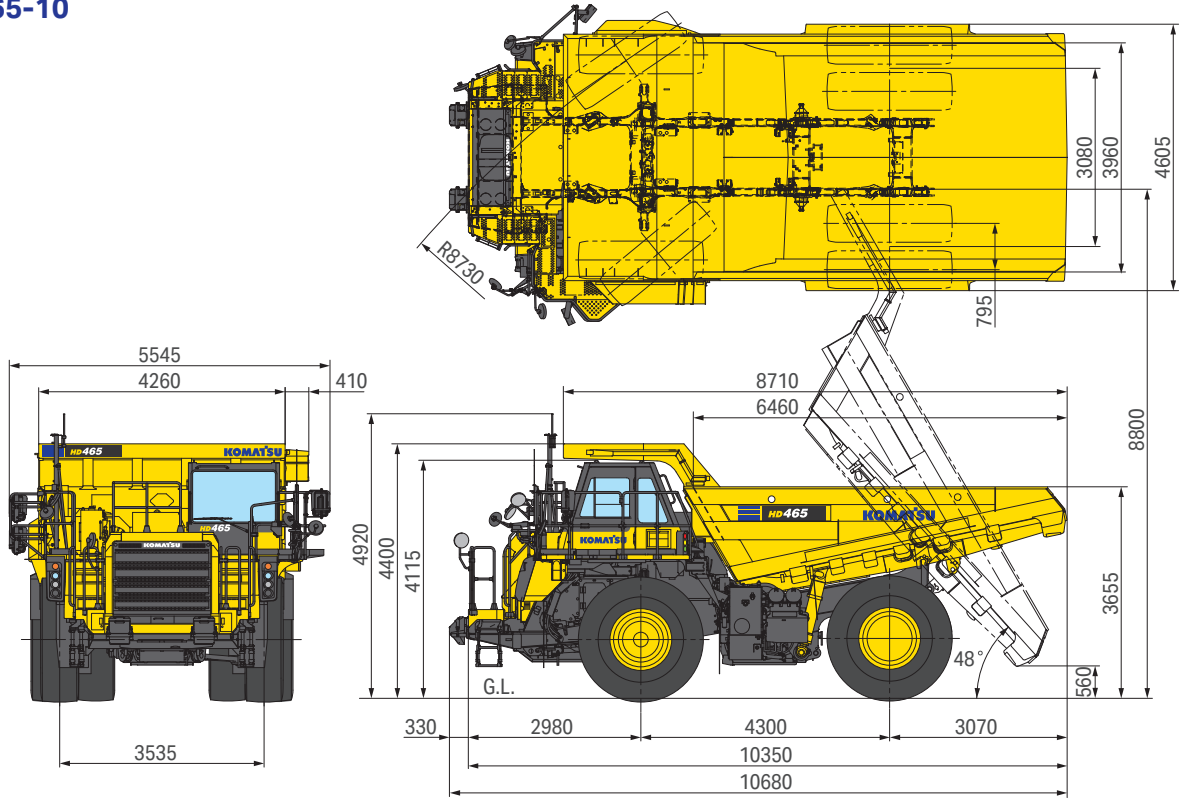
Body		General purpose body	
Capacity	Heaped capacity (2 : 1)	37.1 m ³	
	Struck capacity	24.8 m ³	
	Target area	25.6 m ² (6460 mm × 3960 mm)	
Weight	Empty weight	49.9 t	
	Nominal payload	55.5 t	
	Gross vehicle weight	105.4 t	
	Maximum payload (120%)	66.6 t	
	Max. gross vehicle weight (120%)	116.5 t	
	Distribution (Empty)	Front	54.2%
Rear		45.8%	
Distribution (Loaded) *Nominal	Front	33.6%	
	Rear	66.4%	
Body (liner) thickness	Bottom	16 mm	
	Front	9 mm	
	Side	9 mm	
Body / Liner material	Bottom	450 HB high tensile strength steel	
	Front	450 HB high tensile strength steel	
	Side	400 HB high tensile strength steel	

HD605-10

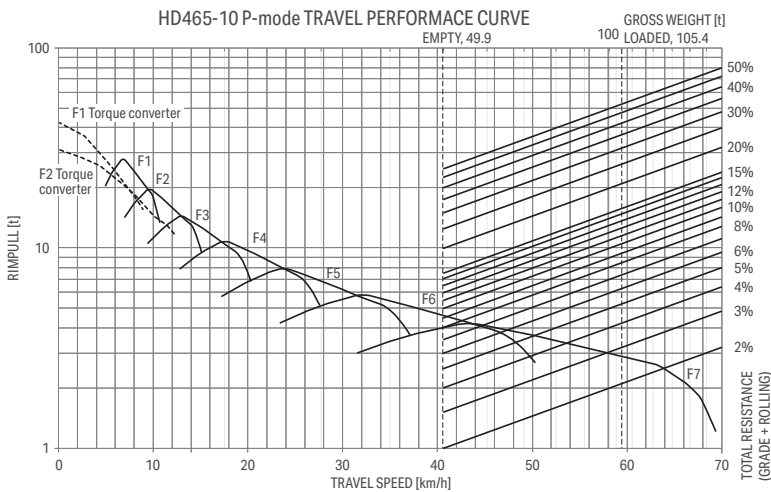
Body		General purpose body		Quarry body	
Capacity	Heaped capacity (2 : 1)	43 m ³		40 m ³	
	Struck capacity	32.3 m ³		29 m ³	
	Target area	26.3 m ² (6650 mm × 3960 mm)		25.0 m ² (6450 mm × 3870 mm)	
Weight	Empty weight	50.3 t		53 t	
	Nominal payload	64.1 t		61.4 t	
	Gross vehicle weight	114.4 t		114.4 t	
	Maximum payload (120%)	76.9 t		73.7 t	
	Max. gross vehicle weight (120%)	127.2 t		126.7 t	
	Distribution (Empty)	Front	54.0%		52.0%
Rear		46.0%		48.0%	
Distribution (Loaded) *Nominal	Front	32.3%		31.9%	
	Rear	67.7%		68.1%	
Body (liner) thickness	Bottom	16 mm		25 mm	
	Front	9 mm		16 mm	
	Side	9 mm		14 mm	
Body / Liner material	Bottom	450 HB high tensile strength steel		450 HB high tensile strength steel	
	Front	450 HB high tensile strength steel		450 HB high tensile strength steel	
	Side	400 HB high tensile strength steel		450 HB high tensile strength steel	

Dimensions and performance figures

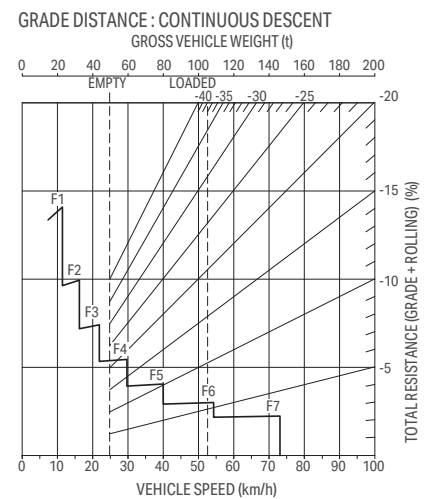
HD465-10



TRAVEL PERFORMANCE

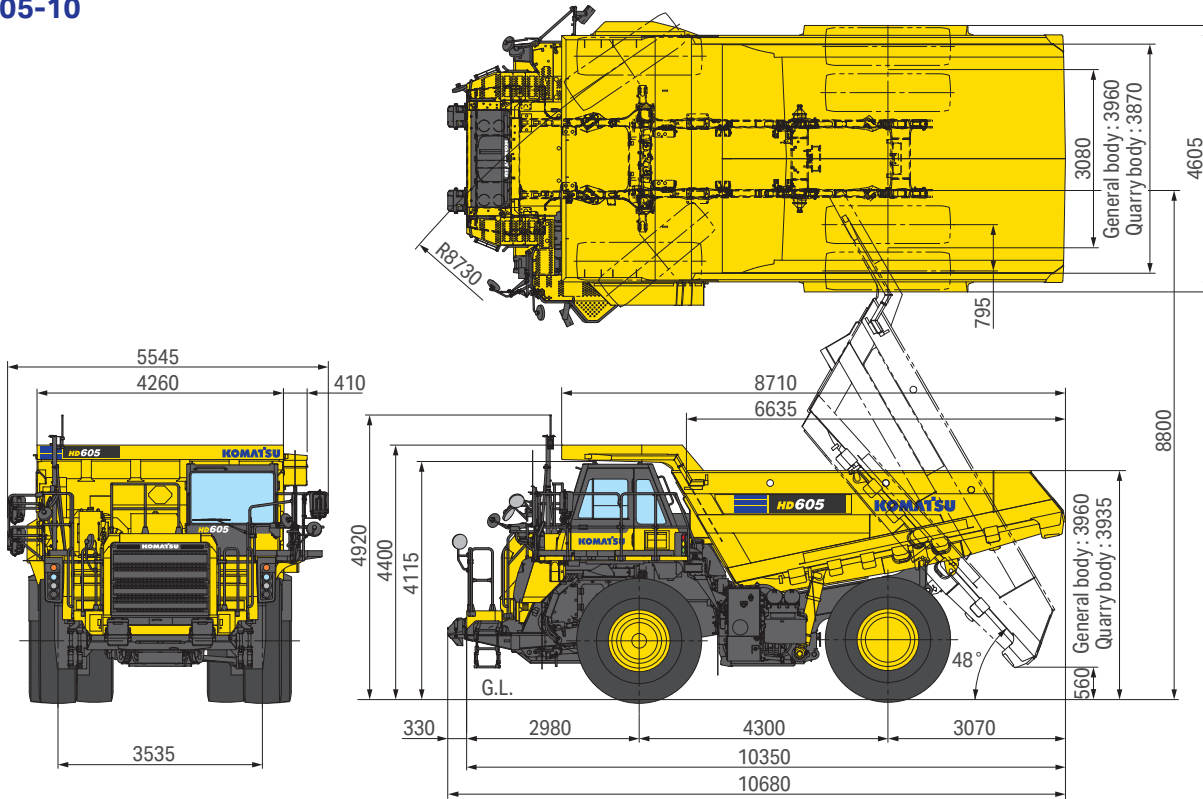


BRAKE PERFORMANCE

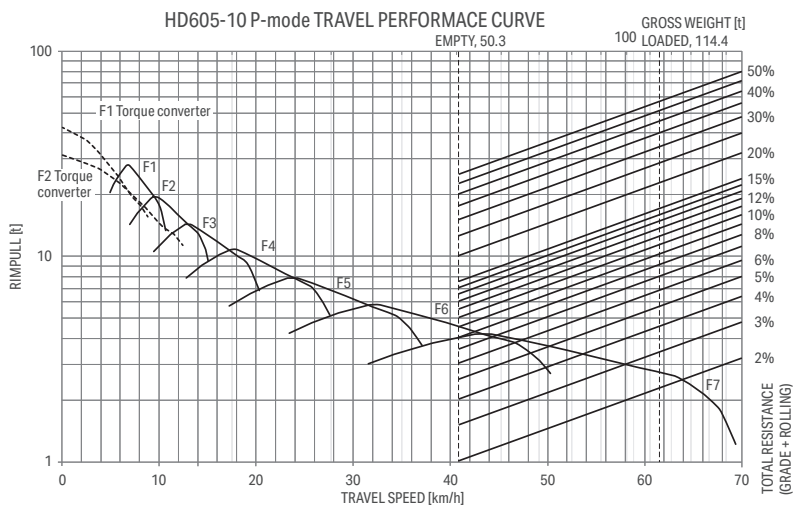


At ambient temperature 40°C
 Retarder performance varies depending on ambient temperature.


HD605-10



TRAVEL PERFORMANCE



BRAKE PERFORMANCE



At ambient temperature 40°C
Retarder performance varies depending on ambient temperature.

