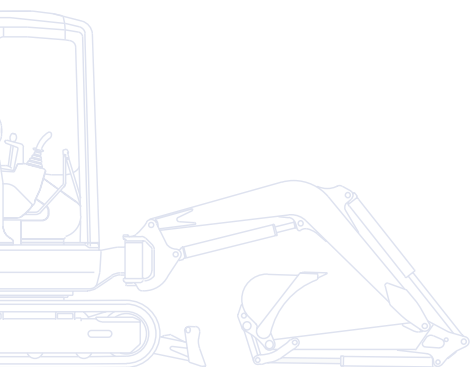


# KOMATSU



## Mini-Excavator **PC30MR-3**



**ENGINE POWER**  
22,0 kW / 29,5 HP @ 2.400 rpm

**OPERATING WEIGHT**  
3.140 - 3.400 kg

**BUCKET CAPACITY**  
0,035 - 0,13 m<sup>3</sup>

# Walk-Around

The new PC30MR-3 compact mini-excavator is the result of the competence and technology that Komatsu has acquired over the past 80 years. It was designed and developed with constant attention to the needs of customers from all over the world. The end product is a user-friendly machine with top-class performances.

## Total versatility

- Customised configurations
- Standard 1 or 2 way auxiliary line for attachments
- Ideal for a wide range of applications



## Cutting-edge hydraulic circuit

- CLSS (Closed-centre Load Sensing System)
- Perfect control even during combined operations
- Fast and precise movements

# PC30MR-3

**ENGINE POWER**  
22,0 kW / 29,5 HP @ 2.400 rpm

**OPERATING WEIGHT**  
3.140 - 3.400 kg

**BUCKET CAPACITY**  
0,035 - 0,13 m<sup>3</sup>

## First-class operator comfort

- Spacious working environment
- Sliding door
- Pressure Proportional Control (PPC) servo-controls




## Outstanding performances

- Wide entrance for easy entry and exit
- Optimal power and digging speed
- Fast and precise movements



## Easy maintenance

- Quick access to all daily inspection points
- Tilting cab for maintenance jobs
- Extended 500-hour service interval



**KOMTRAX**

Komatsu Satellite  
Monitoring System

# Outstanding Performances



## Work in tight spaces

The new short-tail PC30MR-3 delivers optimal power and digging speed, even in confined spaces where traditional machines can't work: yards, road works, demolition sites, sewers, etc. Sturdy and very stable, it guarantees maximum safety and offers complete operator confidence in any working conditions.

## Automatic down-shift

This feature automatically adjusts the hydraulic travel motor for the job at hand: maximum displacement for faster movement, or minimum displacement for high drawbar pull. This process requires no attention from the operator. The two-speed tracking is operated via a switch on the blade lever.

## X-frame

The new X-frame ensures maximum stress resistance and optimal stress distribution. Its shape makes the machine a lot more rigid and reliable. In addition, it facilitates the regular undercarriage cleaning operations and the spoils removal process.



# Cutting-Edge Hydraulic Circuit

## Komatsu CLSS

The CLSS (Closed-centre Load Sensing System) hydraulic circuit guarantees power, speed and perfect control to all movements, including simultaneous ones. The combination of the variable displacement pump and of CLSS allows operators to perform all

required movements with maximum efficiency, regardless of the load or rpm. The unique CLSS characteristics are perfectly complemented by the hydraulic servo-controls, which are, by far, the easiest to use and that allow extremely precise manoeuvres with minimal effort.



# First-Class Operator Comfort



## An optimal work environment

Despite its compact size, the PC-30MR-3 offers unequalled comfort. The spacious cab was developed with exceptional care to details, and the work environment is quiet and comfortable. Special attention was given to the operator: ergonomic and dedicated PPC controls, and, in option, an efficient air conditioning and ventilation system to guarantee optimal thermal comfort. Last, but not least, the upper rail sliding door makes getting in and out of the machine very easy and safe in any situation.





## Customisation

Many configurations are available, so you can choose the perfect machine for the job: long or short arm, cab or canopy, rubber, steel or road liner shoes. The 1 / 2 way auxiliary hydraulic circuit allows the use of a wide range of working tools such as a hammer, a clamshell bucket, an auger etc.

The switch between the two options is simply done by means of a valve located under a little bonnet on the side of the machine.




# Easy Maintenance

## Tilting cab

The wide opening engine bonnets provide a quick access to daily inspection points. The fuel and the hydraulic oil tanks are located under the side bonnet, in a safe and easy-to-reach position. In addition, the cab tilts back for major maintenance tasks.

## Easier repairs

ORFS hydraulic face seal connectors and DT electrical connectors enhance the machine's reliability and make repairs faster and easier. Special technical solutions allow the interval for most ordinary maintenance operations - such as pin greasing and engine oil changes - to be extended up to 500 hours.



Rear bonnets for quick engine checks, simple inspections, cleaning of the radiators and easy access to the battery



Front bonnet: fuel tank refilling



# Komatsu Satellite Monitoring System



KOMTRAX™ is a revolutionary machine tracking system designed to save you time and money. You can now monitor your equipment anytime and anywhere. Use valuable machine data received via the KOMTRAX™ web site to optimise your maintenance planning and machine performances.

With KOMTRAX™, you can:

- Check when & where your machines are at work
- Be informed of unauthorized machine use or movement
- Set and receive e-mail notification for security alarms

For further details on KOMTRAX™, please ask your Komatsu dealer for the latest KOMTRAX™ brochure.



*Machine working time - With the "daily working record" chart, get precise engine running time data: when your machine was started and when it was shut down, as well as total engine running time.*




*Fleet location - The machine list instantly locates all your machines, even those in other countries.*



*Alarm notifications - You can receive notification of alarms both via the KOMTRAX™ website and by e-mail.*



*Added security - The "engine lock" feature allows to program when a machine's engine can be started. And with "geo-fence", KOMTRAX™ sends notification every time your machine moves in or out of a predetermined operating area.*



# Specifications

## ENGINE

The new generation engine has been developed to comply with the strictest emission controls.

Model .....	Komatsu 3D88E-6
Type .....	emissionised 4-cycle diesel engine
Displacement.....	1.642 cm <sup>3</sup>
Bore × stroke.....	88 × 90 mm
No. of cylinders .....	3
Engine power	
at rated engine speed.....	2.400 rpm
ISO 14396.....	22,0 kW / 29,5 HP
ISO 9249 (net engine power).....	21,6 kW / 29,0 HP
Max. torque/engine speed .....	105,1 Nm/1.440 rpm
Cooling system.....	water
Air filter type .....	dry
Starter motor .....	electric motor with pre-heating air system for cold climate

## OPERATING WEIGHT

Operating weight with standard bucket, fully serviced, +75 kg operator (ISO 6016).

Operating weight with cab and rubber shoes .....	3.290 kg
Operating weight with cab and steel shoes .....	3.400 kg
Canopy .....	-150 kg (optional)

## HYDRAULIC SYSTEM

Type .....	Komatsu CLSS
Main pumps.....	1 variable displacement pump + 1 gear pump
Max. pump flow.....	70 + 19,8 ltr/min
Max. operating pressure.....	26 MPa (260 bar)

Hydraulic motors:

Travel.....	2 × variable displacement
Swing.....	1 × fixed displacement

Hydraulic cylinders (bore × stroke):

Boom .....	80 × 550 mm
Arm .....	75 × 495 mm
Bucket.....	65 × 490 mm
Boom swing.....	80 × 500 mm
Blade.....	85 × 135 mm

Bucket digging force (ISO 6015) .....

Arm crowd force (ISO 6015):

1.240 mm arm.....	1.765 daN (1.800 kg)
1.610 mm arm.....	1.491 daN (1.520 kg)

The digging equipment is fully controlled by PPC servo-controls. All movements are stopped by lifting the safety levers on the tilting case.

## ENVIRONMENT

Vibration levels (EN 12096:1997)

Hand/arm .....	≤ 2,5 m/s <sup>2</sup> (uncertainty K = 0,55 m/s <sup>2</sup> )
Body .....	≤ 0,5 m/s <sup>2</sup> (uncertainty K = 0,23 m/s <sup>2</sup> )

Contains fluorinated greenhouse gas HFC-134a (GWP 1430).

Quantity of gas 0,6 kg, CO<sub>2</sub> equivalent 0,86 t.

## SWING SYSTEM

The rotation is operated by means of an orbital hydraulic motor. Single ball-bearing ring with internal, induction hardened toothring.

Centralised lubrication of the unit.

Swing speed..... 9,3 rpm

## BLADE

Type .....

Width × height .....

Max. lifting above ground level .....

Max. depth below ground level .....

## UNDERCARRIAGE

Central lower X-frame and carriage frame with boxed section.

Track rollers (each side).....

Shoe width .....

Ground pressure (standard).....

## ELECTRIC SYSTEM

Voltage.....

Battery .....

Alternator.....

Starter motor .....

## SERVICE CAPACITIES

Fuel tank .....

Radiator and system .....

Engine oil (refill).....

Hydraulic system.....

## TRANSMISSION

Type .....

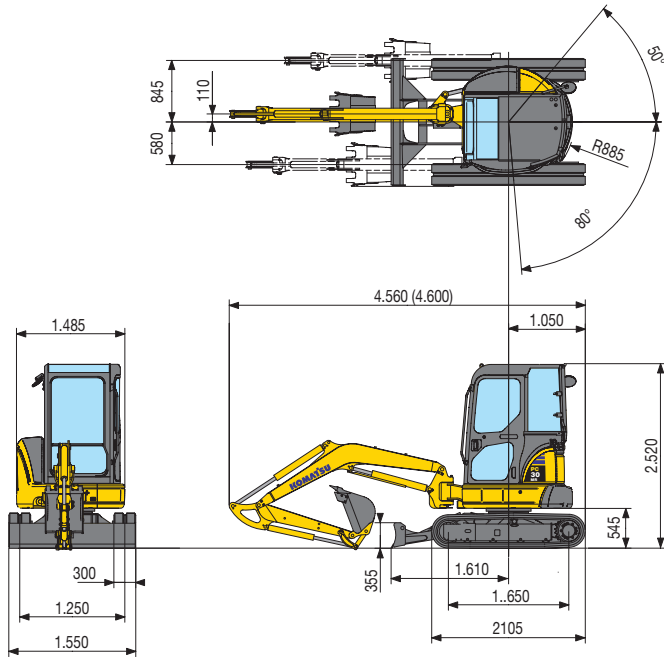
Hydraulic motors .....

Reduction system.....

Max. drawbar pull.....

Travel speed .....

# Dimensions & Working Range

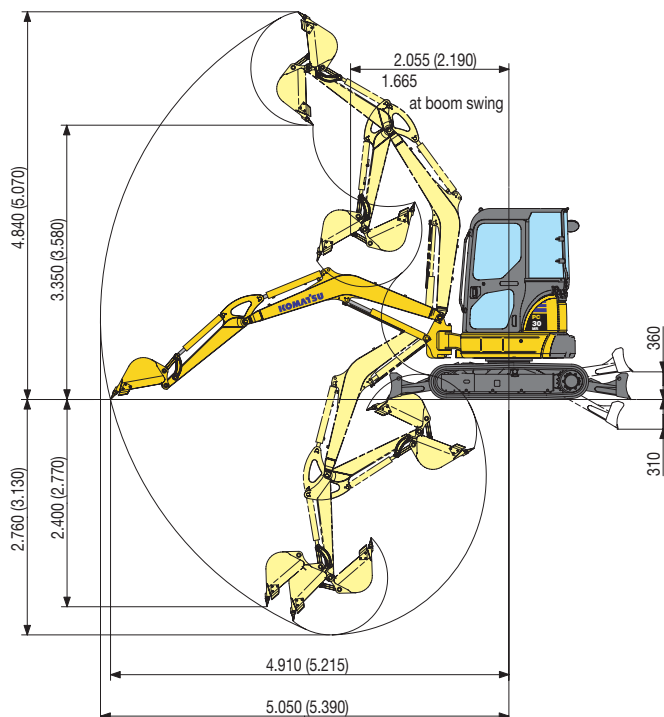


## BUCKET RANGE

Width mm	Capacity m <sup>3</sup> (ISO 7451)	Weight kg	No. of teeth
300	0,035	55	2
400	0,07	65	3
500	0,095	80	4
600	0,12	90	5
650	0,13	95	5

## Cab, rubber shoes, blade down

A - Distance from machine's center B - Height at bucket pin



## ARM LENGTH 1.240 mm

A	2 m		3 m		4 m		Max. outreach	
	Front	360°	Front	360°	Front	360°	Front	360°
4 m	-	-	-	-	-	-	(*)920	580
3 m	-	-	(*)795	470	-	-	(*)825	320
2 m	-	-	(*)1.005	455	(*)835	275	(*)825	250
1 m	-	-	(*)1.325	420	(*)920	265	(*)845	230
0 m	(*)2.670	745	(*)1.445	400	(*)930	260	(*)875	245
-1 m	(*)2.155	760	(*)1.255	405	-	-	(*)885	305
-2 m	-	-	-	-	-	-	(*)700	610

Unit: kg

## ARM LENGTH 1.610 mm

A	2 m		2,5 m		3 m		Max. outreach	
	Front	360°	Front	360°	Front	360°	Front	360°
4 m	-	-	(*)700	480	-	-	(*)740	425
3 m	-	-	-	-	(*)710	285	(*)715	275
2 m	-	-	(*)845	470	(*)750	285	(*)730	225
1 m	-	-	(*)1.210	435	(*)870	270	(*)760	210
0 m	(*)2.850	745	(*)1.435	405	(*)945	260	(*)795	215
-1 m	(*)2.490	750	(*)1.370	400	(*)835	260	(*)835	260
-2 m	(*)1.575	780	-	-	-	-	(*)825	415

Unit: kg

**NOTE:**  
Ratings are based on ISO standard 10567. Rated loads do not exceed 87% of hydraulic lift capacity or 75% of tipping load. Excavators used in object handling operations must comply with the related local regulations and must be equipped with hose burst valves (boom & arm) and an overload warning device in compliance with EN474-5.

- The values marked with an asterisk (\*) are limited by the hydraulic capacities.
- Calculations are based on the machine resting on a uniform and firm surface.
- The lifting point is a hypothetical hook placed behind the bucket.

# Mini-Excavator

## PC30MR-3

### Standard Equipment

---

- ROPS (ISO 3471) / FOPS (ISO 10262) tilting cab with heating
- Sliding door
- 300 mm rubber shoes
- 1.240 mm digging arm
- Two speeds with "Automatic Shift Down"
- 1 / 2 way auxiliary hydraulic circuit up to the arm
- Blade
- Adjustable suspension seat
- Lifting cylinder guard
- Working light on boom
- 2 rear-view mirrors
- Travel acoustic alarm
- KOMTRAX™ - Komatsu satellite monitoring system
- Boom and arm safety valves, overload warning device (for EU countries only)

### Optional Equipment

---

- ROPS (ISO 3471) / FOPS (ISO 10262) canopy
- 300 mm steel shoes
- 300 mm road liners
- 1.610 mm digging arm
- Air conditioning
- Bucket range (300 - 650 mm)
- 1.300 mm ditch cleaning bucket
- Valves on bucket cylinder
- Bucket linkage with lifting eye
- Boom and arm safety valves, overload warning device (for non-EU countries only)
- Blade safety valve
- Relieve valves for attachments
- Rotating beacon
- Cab/canopy working lights
- Additional cab rear working light
- Radio pre-setting
- Proportional controls for attachment on joystick
- Komatsu mechanical quick-coupler
- Buckets with Kmax teeth

---

Your Komatsu partner:

**KOMATSU**

**Komatsu Europe  
International NV**  
Mechelsesteenweg 586  
B-1800 VILVOORDE (BELGIUM)  
Tel. +32-2-255 24 11  
Fax +32-2-252 19 81  
[www.komatsu.eu](http://www.komatsu.eu)

WESS002908 01/2017

Materials and specifications are subject to change without notice.  
**KOMATSU** is a trademark of Komatsu Ltd. Japan.