

KOMATSU®

WA200-5 WA200PT-5

NET HORSEPOWER
92 kW 123 HP @ 2.000 rpm

OPERATING WEIGHT
11.775 kg

BUCKET CAPACITY
1,3 - 3,2 m³

WA
200



WHEEL LOADER
PARALLEL TOOL CARRIER

WA200-5 / WA200PT-5

WALK-AROUND

The new WA200-5 & WA200PT-5 wheel loaders: The perfect combination of performance, comfort and economy. Never-before experienced comfort in the SpaceCab cabin, enormous tractive force and lowest fuel consumption due to an innovative and efficient hydrostatic drive-line concept. Whisper-quiet in use, almost maintenance-free and incredibly productive. These are wheel loaders that clearly earned 5 stars!

Excellent Driving Convenience

- SpaceCab™ cabin
- Optimum all-around view
- Low interior sound level
- Series production electric controlled air conditioning as standard
- Electronically controlled HST with variable shift control system
- Traction Control System (TCS)
- Adjustable steering column
- Air-cushioned driver seat
- PPC short levers with F/R switch
- PPC-Multifunction lever with integrated F/R switch (option)

Overwhelming Efficiency

- High-torque low-emission engine with intercooler
- Extremely low fuel consumption
- Highest tractive effort
- Large breakout force
- Excellent stability
- Electronically controlled HST-drive (hydrostatic) with 2-motor system
- ECSS load stabiliser (option)

Diverse and Flexible

- Comprehensive range of attachments for a wide variety of uses



The 5 Star Loader

Ecological

- Meets Step II emission regulations in Europe and USA
- Exterior sound level 106 dB(A)*
- More than 95% of all materials can be recycled

* ISO 6395 dynamic noise levels (2000/14/EC)

WA200PT-5

- Fully integrated market compatible quick coupler as standard
- High tilt-back force due to optimal parallel loader link
- 2-mode return-to-dig setting for bucket or fork
- 2-stage variable dump speed setting



NET HORSEPOWER
92 kW 123 HP

OPERATING WEIGHT
11.775 kg

BUCKET CAPACITY
1,3 - 3,2 m³

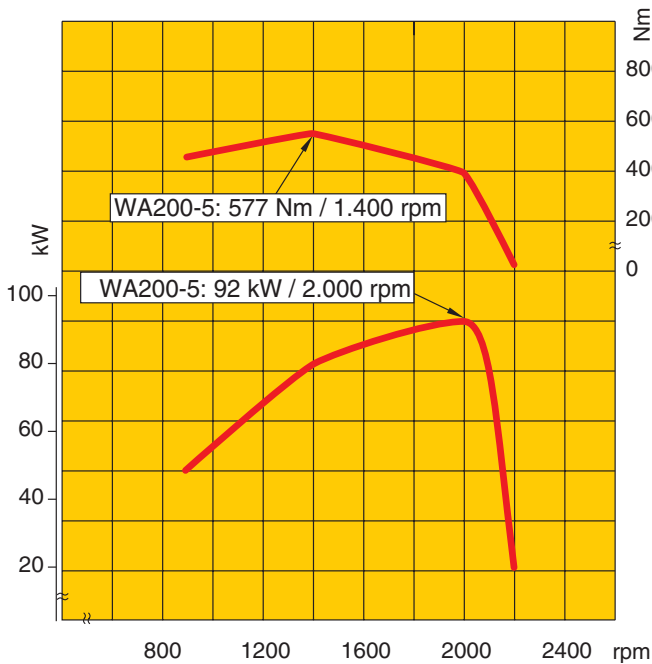
**Long Service Life and Reliable**

- Reliable original Komatsu components
- Robust torsionally resistant frame
- Maintenance-free fully hydraulic, wet disc service and parking brakes
- Heavy-duty Torque Proportional Axles
- Sealed DT wiring harness connector
- Electronically controlled HST with over-run protection system

Easy Maintenance

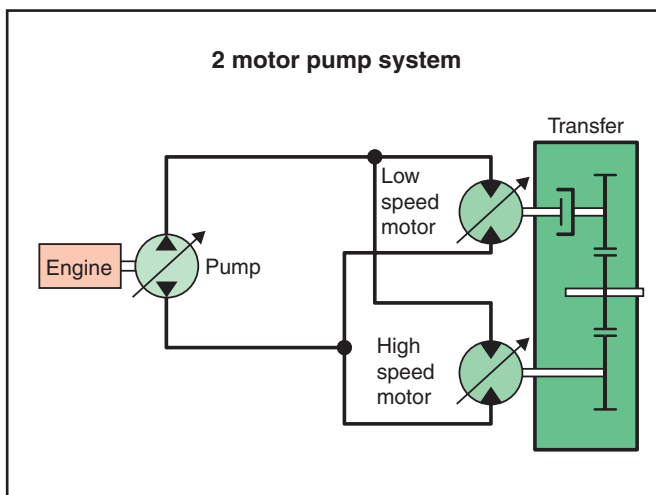
- EMMS monitoring system
- Swing-out fan drive
- Side-by-side type radiators for easy access and cleaning
- Gull-wing doors for easy ground level access
- Extended engine oil change interval
- Factory fitted automatic lubrication system (option)

HIGH PRODUCTIVITY



High torque at low engine speeds

The net output of the Komatsu SAA6D102E low-emission engine is 92 kW (123 HP) at only 2.000 rpm. This means a constant, high power output. The high engine torque and the new hydrostatic drive line (HST) contribute to a substantial improvement in fuel consumption and climbing abilities. In load & carry as well as in loading operations, faster work cycles are achieved with simultaneous savings in fuel costs.



Electronically controlled HST

The electronically controlled variable 2 pump motor system allows high-efficient and powerful operation. When the vehicle is travelling at high speed, the power transmitted between low-speed motor and axle is automatically cut off by the clutch for eliminating a drag-turning of the low-speed motor. Starting, gearshifting and piling-up on a slope is easy because there is no torque-off in the power train. Digging and scooping is easy as well, since maximum rimpull can be demonstrated even from zero travel speed.



Maximum dumping height and reach

The long lifting frame allows an enormous dumping height of 2.825 mm and a reach of 890 mm that is just as impressive (WA200-5, with 1,9 m³ universal bucket, measured to the cutting edge). With this working range, even loading high-sided semi-trailers becomes child's play.

BUCKETS AND ATTACHMENTS

The WA200-5 and WA200PT-5 are outstanding due to their versatility. Whether used industrially in structural or civil engineering, earthmoving, road construction, agriculture, forestry or the timber industry, in landscaping companies and nurseries or in community services, the right solution is always available for your requirements.

The hydraulically operated, market compatible 4-point quick-coupler as standard equipment (option on the WA200-5) guarantees the machine's versatility and thus makes high-intensity operation possible. Examples from the comprehensive range of original attachments are:



Universal bucket

This type of bucket is impressive because of its excellent penetration and loosening properties and its good material holding properties. This universal bucket can be equipped with flush mount adapters and interchangeable teeth.



Earthmoving bucket

The earthmoving bucket with a one-piece bucket bottom is suited both for earthworks and loading cohesive material. The slanted sides give powerful penetration. It is equipped either with flush mount adapters and interchangeable teeth or also with a rear removable edge.



Stock pile bucket

The stock pile bucket is the right solution for handling loose and relatively light materials. The straight sidewalls ensure a high bucket capacity, the rear edge makes levelling and cleaning up jobsites easy. This stock pile bucket can be equipped with flush mount adapters and interchangeable teeth or a bolt-on cutting edge.



Log grapple

Various versions available. With its sturdy structure and its great hydraulic power, the WA200 is also perfectly suited to work in the timber industry.



Mulch grab bucket

Perfectly suited for picking up bulky and compressible materials like gardening or plastic waste, etc. Without the side plates, this bucket can be used also as a grapple.



High dump bucket

For maximum dumping heights with light materials like coal or woodchips. The dump cylinders are located either inside or outside the bucket.

GREATER VERSATILITY



2 modes for dump speed and return-to-dig (WA200PT-5)

The 2 selection buttons for dumping speed and return-to-dig allow easier handling of heavy or complex front attachment. One button selects the attachment (bucket or fork), the second button changes the dump speed (slow or fast).



Traction Control System (TCS)

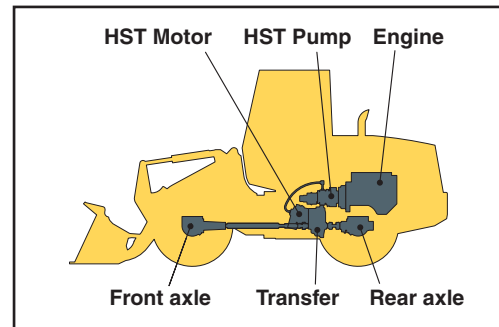
If the operator activates the traction control system, the maximum tractive effort is limited to 80%. This prevents tire slip at light duty operations like stockpiling or on sandy ground and reduces tire abrasion.



LONGEVITY AND RELIABILITY

Quality you can rely on!

The engine, hydraulics, power train, front and rear axles are original Komatsu components. All of these component parts are subject to the highest quality requirements and strict quality assurance right down to the smallest screw. They are fully co-ordinated with one another, thus offering maximum efficiency and reliability.



Torsionally resistant frame

The frame design with hinge points far apart guarantees the high stability for the overall construction and reduces bearing stress in the torsional ranges. Steering angles of 40° give the WA200-5 a high degree of manoeuvrability.



Robust HD-axes with TPD or LSD differential

The heavy-duty axles allow above-average service life even under the hardest working conditions. The WA200-5 can be equipped with torque proportional or multiple-disc limited slip differentials to further increase tractive force.



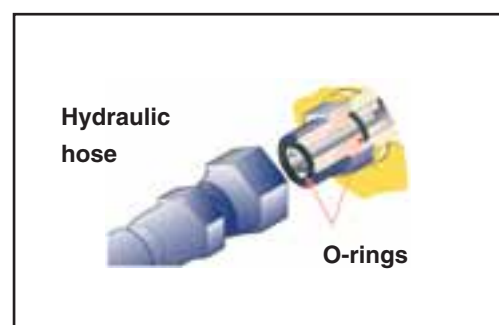
Reliable construction equipment engines

Komatsu's reliable engine, with thick walled crank case, was developed with low noise and robustness in mind. The integrated overrun protection system restricts the top speed when driving downhill, thus protecting the power train and drive system.



Reliability right down to the details

All of the hydraulic connections are reliably protected against oil loss by Komatsu's O-ring seals. The electrical system is also designed for long-lasting operation (without breakdowns) with its dust- and water-proof DT plug-and-socket connections in the wiring harnesses.



SIMPLE AND FAST MAINTENANCE



Simple and convenient access to service

The service doors are designed as gull-wing doors. They allow convenient and safe access to the daily service points from the ground.



Easy maintenance due to swing-out fan

The swing-out cooling fan allows quick and easy cleaning of the radiator. The fan is hydraulically driven and separated from the engine compartment.

This innovative system features:

- Swing-out cooling fan for excellent access
- High-efficiency fan and shroud
- Very low-noise operation



EMMS (Equipment Management Monitoring System)

This completely new type of monitoring system is clearly structured and easy to read because it is directly in the operators field of view. If there is a malfunction, it immediately displays the details in the chosen national language and in plain text in the display field. This system not only has an error memory and a self-diagnosis function, but also a service interval display. This significantly simplifies service work and the operator is notified on time of the regular oil and filter changes. The operator and customer-service engineer are constantly informed about the optimum machine state so that problems don't even occur in the first place.

Maintenance-free braking system

The fully hydraulic dual-circuit service brake with multi-disc brakes running in an oil bath offers you the highest degree of safety and a long service life. The benefits of the new system are that weathering has no effect on it, it is available for work immediately after starting the engine and it is maintenance free. The operating brake actuates on all four wheels via the hydrostatic drive. The multi-disc internal parking brake is also maintenance free.



Automatic central lubrication system (Option)

The automatic lubrication system reduces the daily service work to the absolute minimum. Its robust hoses with protective equipment in all areas ensures consistent lubrication amounts, operating reliability and electronic monitoring with a malfunction signal at the grease pump. This increases the machine's service readiness and service life while lowering repair and service costs.



Customer service and spare parts supply

When you buy a Komatsu construction machine, you buy a lot more than just the product alone. Our service support accompanies you throughout the entire life of your wheel loader. Programs for preventative maintenance are just as much a part of what we offer as the complete range of dealer service and repair programmes. And, if there is a malfunction, Komatsu's close-knit network of dealers and excellent parts service ensures you minimum downtime.



THE SPACECAB



Perfect driving convenience and the best all-round visibility

The cabin is one of the largest in its class and offers unparalleled driving convenience comparable to that of a passenger car. The large frameless windscreen ensures an optimum view of the bucket and tyres. The slanted rear end gives an excellent view towards the rear. The cabin is mounted on viscose shock absorbers guaranteeing a low interior sound level. That together with air conditioning as standard ensures the operator's well-being just as much as the air-cushioned multi-adjustable drivers seat with optional seat heater. The easy-to-work hydraulic operating controls (finger tip control levers or multifunction levers) allow to operate the wheel loader conveniently and ergonomically. The operator's well-being is ensured over long and productive hours.

SIMPLE & CONVENIENT OPERATION

Compact monitoring system

Arranged directly in front of the driver, an anti-dazzle, illuminated display makes it possible under all lighting conditions to read all instruments and information clearly. The driver's seat and steering column are infinitely-adjustable, allowing an ergonomic and comfortable seating position for any driver. All switches are logically arranged, and are outstanding on account of their functionality and ease of familiarisation.



Easy and comfortable operation due to hydrostatic drive

The hydrostatic drive ensures maximum operating comfort. Speed and direction can be altered directly and without sudden jerks. The electronically controlled variable hydraulic motor enables full-auto shifting and eliminates gearshift and kick-down operations.



Variable shift control

With the variable shift control, independent of the position of the accelerator pedal, and without loss of driving force, the travelling speed can be adjusted infinitely. This "creep function" has distinct advantages when working with attachments like a rotary cutter or a sweeper and provides improved operability at confined sites plus easier dozing operations.



Smooth ergonomic hydraulic control

The new pilot control levers are designed as finger tip control levers for precise and fatigue-free control of the loading process. The position of the wristrest can be adjusted for all operators preferred height. A forward/reverse switch is located next to the levers so that the travel direction can be selected by touch.



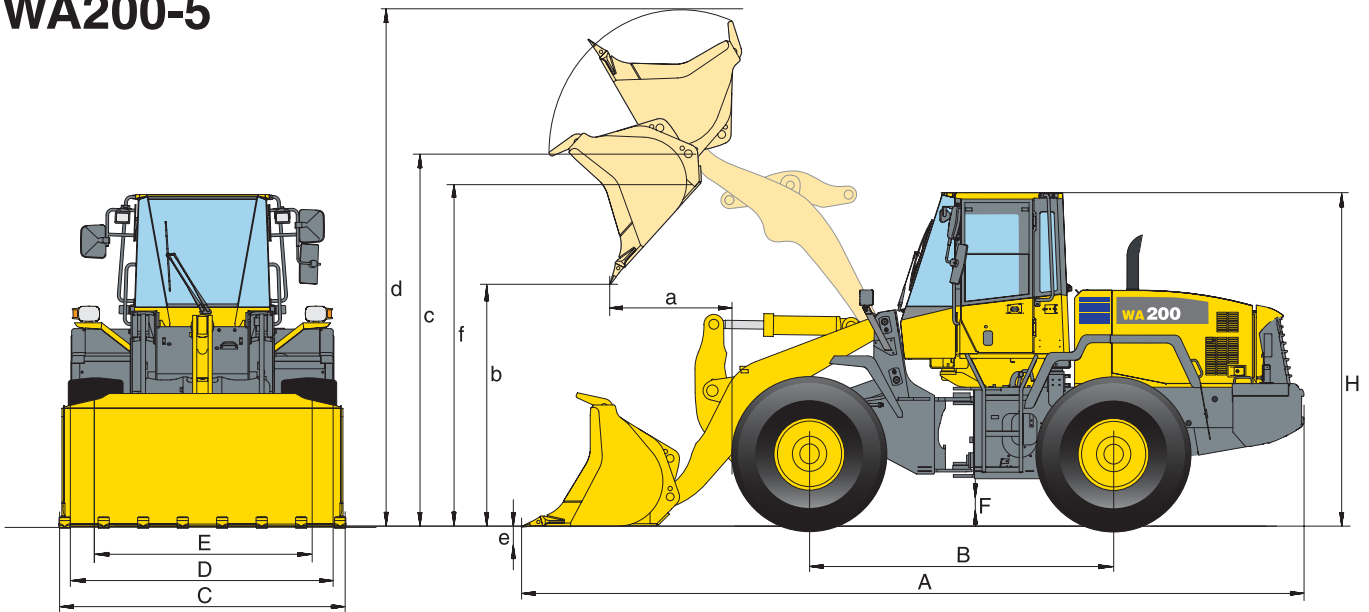
Multi-function lever (Option)

A multi-function lever with integrated forward/reverse switch is also available as optional equipment. The servo-assisted multi-function lever ensures the simplest and most comfortable operation of the equipment. Simultaneously, the driver can change between forward and reverse direction with the rocker switch. The multifunction lever is the right choice for earth moving jobs.



DIMENSIONS AND PERFORMANCE FIGURES

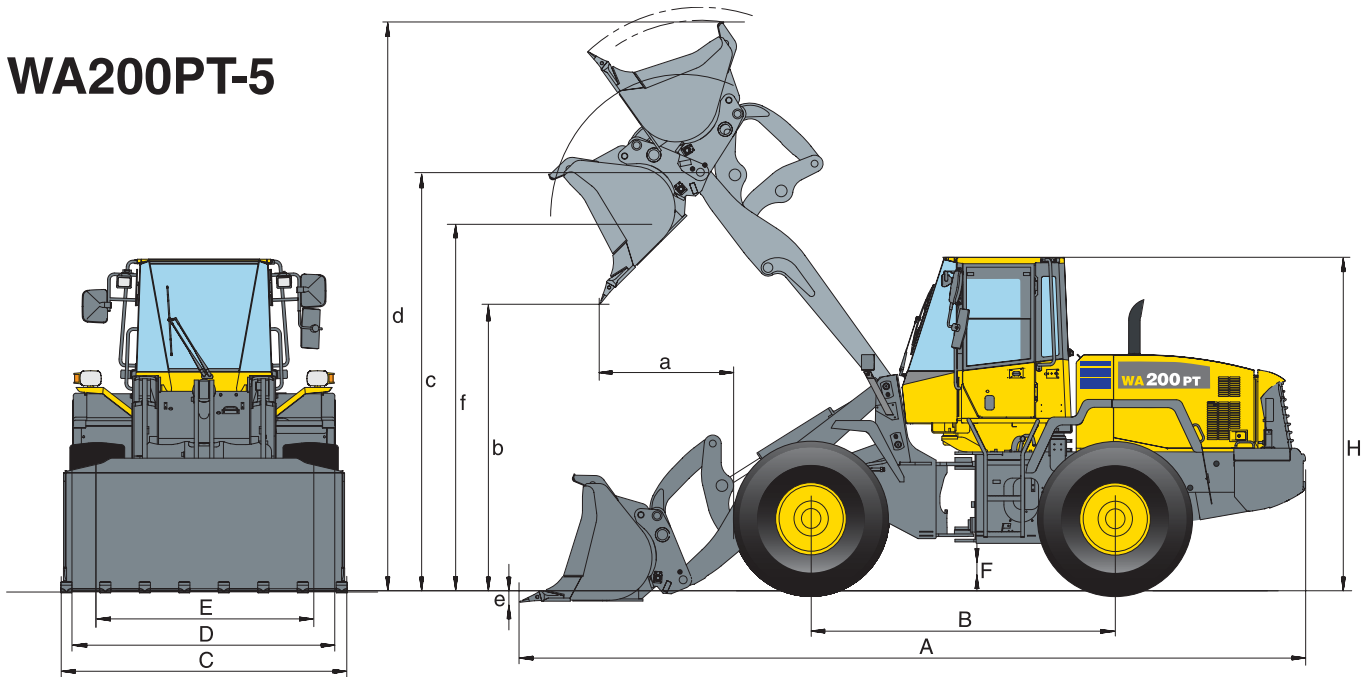
WA200-5



Measurements and working specifications							
Bucket type		Universal		Earthmoving		Stockpile	
		w/o teeth	with BOC	w/o teeth	with BOC	w/o teeth	with BOC
Bucket capacity (heaped, ISO 7546)	m³	1,9	2,0	1,9	2,0	2,0	2,1
Sales Code	3922-	C01	C03	C32	C33	C21	C23
Material density	t/m ³	1,8	1,7	1,8	1,7	1,7	1,6
Bucket weight without teeth	kg	775	895	805	925	835	955
Static tipping load, straight	kg	9.470	9.345	9.440	9.320	9.410	9.290
Static tipping load, 40° articulated	kg	8.245	8.120	8.215	8.095	8.185	8.065
Break-out force hydraulic	kN	103	98	105	100	101	96
Lifting capability hydr. at ground level	kN	110	108	111	109	109	108
Operating weight (without add. counterw.)	kg	10.570	10.690	10.600	10.720	10.630	10.750
Turning radius at corner of tyres	mm	5.145	5.145	5.145	5.145	5.145	5.145
Turning radius at bucket edge	mm	5.625	5.650	5.620	5.640	5.635	5.660
a Reach at 45°	mm	890	925	875	910	900	935
b Dump height at 45°	mm	2.825	2.785	2.840	2.800	2.810	2.770
c Hinge pin height	mm	3.695	3.695	3.695	3.695	3.695	3.695
d Height top edge of bucket	mm	4.970	4.970	4.970	4.970	4.970	4.970
e Digging depth	mm	90	115	90	115	90	115
f Max. loading height at 45°	mm	3.415	3.415	3.415	3.415	3.415	3.415
A Overall length, bucket grounded	mm	6.840	6.895	6.820	6.875	6.860	6.915
B Wheelbase	mm	2.840	2.840	2.840	2.840	2.840	2.840
C Bucket width	mm	2.540	2.540	2.540	2.540	2.540	2.540
D Width over tyres	mm	2.460	2.460	2.460	2.460	2.460	2.460
E Track width	mm	1.930	1.930	1.930	1.930	1.930	1.930
F Ground clearance	mm	470	470	470	470	470	470
H Overall height	mm	3.170	3.170	3.170	3.170	3.170	3.170

All measurements with tyres 20.5 R25 L3. Details of dumping heights and reach to cutting edge or bolt-on cutting edge
 Details given are for buckets without teeth; if equipped with teeth: dump height -140 mm, dump reach +140 mm, overall length +195 mm
 Change in data caused by add. counterweight: weight +306 kg, stat. tipping load straight +615 kg, stat. tipping load 40° angle +475 kg
 Change in data caused by equipment with teeth: weight ca. +50 kg, stat. tipping load straight -30 kg, stat. tipping load 40° angle -35 kg, length +190 mm

WA200PT-5



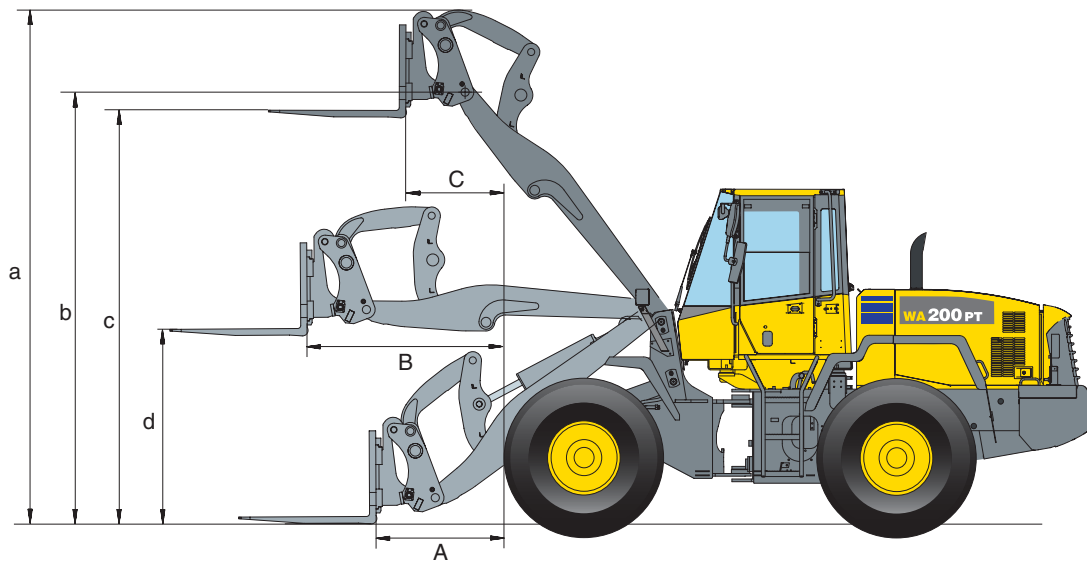
Measurements and working specifications							
Bucket type		Universal		Earthmoving		Stockpile	
		w/o teeth	with BOC	w/o teeth	with BOC	w/o teeth	with BOC
Bucket capacity (heaped, ISO 7546)	m ³	1,9	2,0	1,9	2,0	2,0	2,1
Sales Code	3933-	C01	C03	C32	C33	C21	C23
Material density	t/m ³	1,75	1,65	1,75	1,65	1,65	1,60
Bucket weight without teeth	kg	765	885	800	920	840	965
Static tipping load, straight	kg	7.945	7.825	7.910	7.790	7.865	7.745
Static tipping load, 40° articulated	kg	6.905	6.785	6.870	6.750	6.825	6.705
Break-out force hydraulic	kN	93	88	94	89	91	87
Lifting capability hydr. at ground level	kN	111	109	111	109	110	108
Operating weight (without add. counterw.)	kg	11.575	11.695	11.610	11.730	11.650	11.775
Turning radius at corner of tyres	mm	5.015	5.015	5.015	5.015	5.015	5.015
Turning radius at bucket edge	mm	6.005	6.030	6.000	6.025	6.015	6.040
a Reach at 45°	mm	1.045	1.080	1.030	1.065	1.055	1.090
b Dump height at 45°	mm	2.750	2.710	2.760	2.720	2.735	2.695
c Hinge pin height	mm	3.825	3.825	3.825	3.825	3.825	3.825
d Height top edge of bucket	mm	5.210	5.210	5.210	5.210	5.210	5.210
e Digging depth	mm	90	115	90	115	90	115
f Max. loading height at 45°	mm	3.555	3.555	3.555	3.555	3.555	3.555
A Overall length, bucket grounded	mm	7.275	7.330	7.265	7.320	7.295	7.350
B Wheelbase	mm	2.840	2.840	2.840	2.840	2.840	2.840
C Bucket width	mm	2.540	2.540	2.540	2.540	2.540	2.540
D Width over tyres	mm	2.460	2.460	2.460	2.460	2.460	2.460
E Track width	mm	1.930	1.930	1.930	1.930	1.930	1.930
F Ground clearance	mm	460	460	460	460	460	460
H Overall height	mm	3.140	3.140	3.140	3.140	3.140	3.140

All measurements with tyres 20.5 R25 L3. Details of dumping heights and reach to cutting edge or bolt-on cutting edge

Details given are for buckets without teeth; if equipped with teeth: dump height -140 mm, dump reach +140 mm, overall length +195 mm

Change in data caused by equipment with teeth: weight ca. +50 kg, stat. tipping load straight -50 kg, stat. tipping load 40° angle -50 kg, length +190 mm

DIMENSIONS AND PERFORMANCE FIGURES



WA200PT-5 – Performance figures with fork tines

	Sales code		C57
	Fork tine length	mm	1.200
A	Max. reach at ground level	mm	1.150
B	Max. reach	mm	1.710
C	Max. reach at max. stacking height	mm	840
a	Max. height fork-carrier	mm	4.600
b	Hinge pin height	mm	3.825
c	Max. stacking height	mm	3.620
d	Height of forks at maximum reach	mm	1.560
	Max. tipping load, straight	kg	5.890
	Max. tipping load, articulated	kg	5.095
	Max. payload as per EN 474-3, 80%	kg	4.075
	Max. payload as per EN 474-3, 60%	kg	3.055
	Weight in working order with fork tines	kg	11.380

Fork-carrier and tines in standard version.

SPECIFICATIONS



ENGINE

Type	Komatsu SAA6D102E water-cooled, 4-stroke, turbocharged, with air-to-air intercooler
Rated power	92 kW/123 HP (SAE J1349) at engine speed2.000 rpm
Torque/engine speed	max. 577 Nm/1.400 rpm
No. of cylinders	6
Bore x stroke	102 x 120 mm
Displacement	5,9 ltr
Injection system	Direct injection
Lubricating system	Gear pump, pressure feed lubrication filter
Filter	Main-flow filter
Electrical system	24 V
Battery	105 Ah
Alternator	60 A
Air-filter type	Dry-air filter with automatic dust emission and preliminary purification including a dust display



TRANSMISSION

Drive system	Electronically controlled hydrostatic transmission, switchable in all directions under full power Fixed ratio gearbox. Variable speed limiter
Hydrostatic pump	1 variable piston pump
Hydrostatic motor	2 variable piston motors
Speed ranges (forwards/backwards)	4/4
Max. travel speeds (forwards/backwards)	
1./2. speed range	14,3 km/h
3. speed range	22,0 km/h
4. speed range	38,0 km/h



CHASSIS AND TYRES

System	4-wheel drive
Front axle	HD axle, semi-floating, fixed type LSD/TPD-differential
Rear axle	HD axle, semi-floating, center-pin support LSD/TPD-differential, 30° swing angle
Reduction gear	Spiral bevel gear
Differential	Straight bevel gear pair
Final drive	Planetary gear in an oil bath
Tyres	20.5 R25 (standard)



SERVICE REFILL CAPACITIES

Cooling system	17 ltr
Fuel tank	175 ltr
Motor oil	19,5 ltr
Hydraulic system	58 ltr
Axle (both front and rear axle)	18 ltr
Transfer	5,5 ltr



BRAKES

Operating brakes	Completely hydraulic dual-circuit system, running in oil bath multi-disc brakes on all wheels, service-free
Parking brake	Operated mechanically, running in oil bath multi-disc brake, service-free
Emergency brake	Independent service brake system



HYDRAULIC SYSTEM

Hydraulic pump	Gear pump
Working pressure	210 bar
Circulating capacity of the hydraulic pump	85 + 54 ltr/min
No. of boom/bucket cylinders	2/1
Type	Double-action
Bore diameter x stroke	
Boom cylinder	120 x 673 mm
Bucket cylinder WA200-5	130 x 493 mm
Bucket cylinder WA200PT-5	160 x 604 mm
Hydraulic control lever	Servo-controlled, 2-levers
Hydraulic cycle with rated load bucket filling	
Raise time	5,9 s
Lowering time (empty)	3,6 s
Dumping time (WA200PT-5)	1,4 s (2,0 s)



STEERING SYSTEM

System	Articulated frame steering
Type	Completely hydraulic power steering
Steering angle to either side	40°
Steering pump	Gear pump
Working pressure	210 bar
Pumping capacity	85 ltr/min
No. of steering cylinders	2
Type	Double-action
Bore diameter x stroke	70 x 453 mm
Smallest turn (outer edge of the tyre 20.5 R25)	5.145 mm



CABIN

Two-door cabin in conformity with ISO 3471 with ROPS (roll over protective structure) in conformity with SAE J1040c and FOPS (falling object protective structure) in conformity with ISO 3449. The air-conditioned pressurised cabin is mounted upon hydrobearings and is noise dampened.

WHEEL LOADER / PARALLEL TOOL CARRIER

STANDARD EQUIPMENT

Only for WA200-5:

- Z-bar boom
- PPC fingertip control, 2-levers
- 2-spool main control valve

Only for WA200PT-5:

- Parallel lift boom
- Integrated hydraulic 4-point quick-coupler
- Additional side counterweight 306 kg
- Variable dump speed setting, 2-step return-to-dig
- PPC fingertip control, 3-levers
- 3-spool main control valve

For WA200-5 & WA200PT-5:

- Universal bucket 1,9 m³ (SAE, heaped)
- Counterweight

- Automatic return-to-dig
- Automatic boom kick-out
- Swing-out radiator fan drive
- 20.5 R25 tires
- Heavy-duty axles
- TPD-differential front and rear
- Electronically controlled HST with 2-motor system
- Constant speed control in 1st speed range
- Alternator 60 A
- Starter motor 4,5 kW/24 V
- Batteries 105 Ah/2x12 V
- Spacious double door driver's cab to DIN/ISO
- ROPS/FOPS frame to SAE
- All-round tinted glazing
- Front laminated glass

- Electronically controlled air conditioning
- Heated rear window
- Rear window wiper
- Air-suspended seat
- Sun visor
- Seat belt (EU standard)
- EMMS (Equipment Management Monitoring System) with self-diagnostic function and maintenance display
- Traction control system (TCS)
- Adjustable steering column
- Stereo-cassette radio
- 2 halogen main headlights
- 2 spotlights at front and rear
- Reversing light

- Horn
- Emergency steering system
- Vandalism protection
- Tool-set

The WA200/PT-5 is equipped in accordance with the safety regulations of the machinery guidelines 89/392 EWG ff and EN474, and corresponds in its exhaust gas emission values with the regulations of the EC 2000/14, VIII and EC 97/68 Stage II regulations.

OPTIONAL EQUIPMENT

Only for WA200-5:

- 3-spool main control valve
- Hydraulic quick-coupler
- Additional side counterweight 306 kg

For WA200-5 & WA200PT-5:

- Electronically controlled load stabilizer (ECSS)
- Automatic central lubrication
- Limited-slip differential (LSD) front and rear
- 550/65 R25 tires
- 17.5 R25 L2-L5 tires
- 20.5 R25 L2-L5 tires
- Universal bucket 2,0 m³
- Earthmoving bucket 1,9 m³
- Earthmoving bucket 2,0 m³
- Stock pile bucket 2,0 m³

- Stock pile bucket 2,1 m³
- Light materials bucket 3,2 m³
- High-dump bucket 3,2 m³
- All buckets direct or quick-coupler mount
- Various tooth systems, BOC, segments, (Komatsu/KVX™) and other optional bucket accessories are available on request
- Log grapples
- Special buckets
- Power train guard
- PPC control, 1-lever (Multi-function lever)
- Back-up alarm
- Beacon light
- Additional lights front and rear

- Front screen protective grid
- Cab air protective ventilation
- Exhaust gas particles filter
- Turbo II pre-filter
- Electronic anti-theft lock
- Battery main switch
- Fire extinguisher
- Biodegradable oil for hydraulic system
- Special custom colour
- Wastehandler specification
- Anti-Corrosion specification

Further equipment on request

KOMATSU®

Komatsu Europe International NV

Mechelsesteenweg 586
B-1800 VILVOORDE (BELGIUM)
Tel. +32-2-255 24 11
Fax +32-2-252 19 81
www.komatsueurope.com

VESS083100 06/2004

Materials and specifications are subject to change without notice.

KOMATSU® is a trademark of Komatsu Ltd. Japan.